

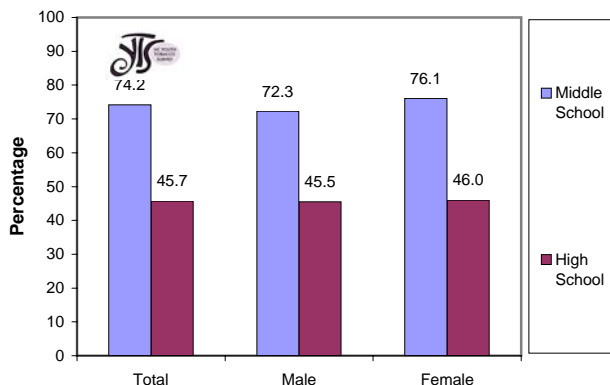
# SURVEILLANCE UPDATE

North Carolina Tobacco Prevention and Control Branch / April 2006

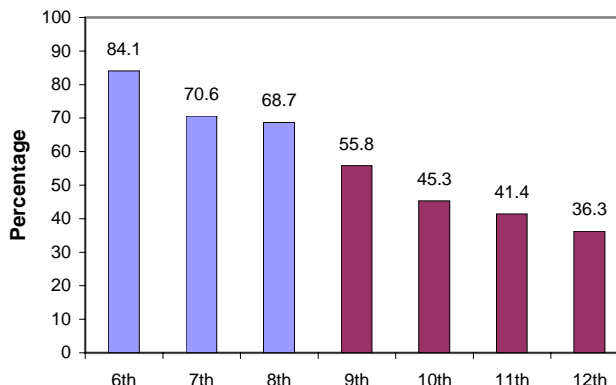


## 2005 N.C. Youth Tobacco Survey: Never Smoking

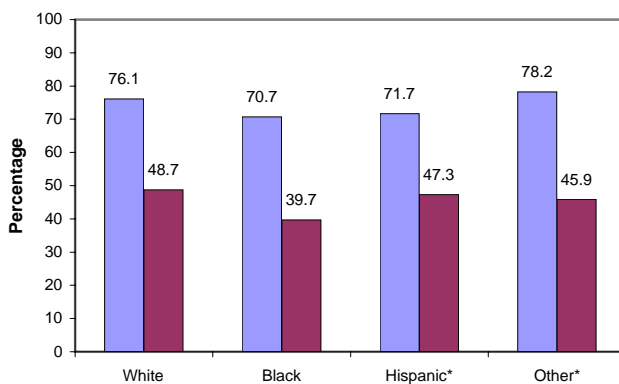
Percentage of N.C. middle and high school students who report never smoking, by gender: N.C. YTS, 2005



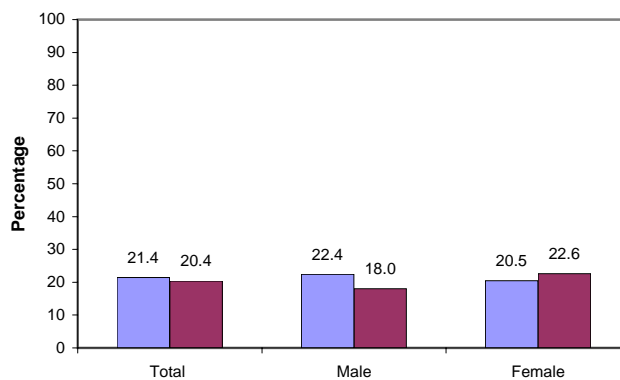
Percentage of N.C. middle and high school students who report never smoking, by grade level: N.C. YTS, 2005



Percentage of N.C. middle and high school students who report never smoking, by race/ethnicity: N.C. YTS, 2005



Percentage of N.C. middle and high school students susceptible to start smoking, by gender: N.C. YTS, 2005



Weighted to provide estimates representative of the public middle and high school student population; Persons reported never using tobacco, even once or twice. Specific data on 95% confidence intervals is at the N.C. YTS website.

\*Caution when interpreting. Results based on small sample size.

The N.C. Youth Tobacco Survey (N.C. YTS) provides a critical source of public health data for understanding the scope of the tobacco problem and measuring progress toward overall goals among youth. N.C. 2005 YTS is a comprehensive statewide representative sample of more than 6,000 middle and high school students. Every other year a core set of CDC tobacco-related questions are asked. In addition, states add questions related to local program factors. In 2005, TPCB together with the Health and Wellness Trust Fund added questions regarding media, community participation and secondhand smoking attitudes. The sampling scheme is now intended to generate significant numbers for regional data (Mountains, Piedmont and Coast). Caution should be used in interpreting results when only a small number of respondents have answered the question. See the N.C. Tobacco Prevention and Control Branch website for more information.



The North Carolina YTS includes data on the prevalence of cigarette and other tobacco products as well as information on tobacco use, environmental tobacco smoke (ETS), cessation, pro-health media, tobacco advertising, school tobacco prevention education, community participation, and access and availability of tobacco products. These areas are critical components that North Carolina should include in a comprehensive tobacco control program.

The North Carolina YTS was a public school-based survey of students in grades 6-12, conducted in 1999<sup>1</sup>, 2001, 2003 & 2005. A multi-stage cluster sample design was used to produce representative data of middle and high school students for all of North Carolina. Schools were selected with the probability proportional to enrollment size. Classes were randomly selected and all students in selected classes were eligible to participate. The 2005 YTS school district response rate was 98.9%, the student response rate was 81.89% and the overall response rate was 81.0%. A total of 3265 middle school students participated and completed the North Carolina YTS in 2005.

### Prevalence

32.8% of students had ever used any tobacco product (White 31.1%; Black 35.4%; Hispanic 36.9%)<sup>2</sup>  
 25.8% of students had ever smoked cigarettes (Male 27.7%; Female 23.9%)  
 10.5% currently use any tobacco product (White 9.5%; Black 11.6%; Hispanic 12.8%)  
 5.8% currently smoke cigarettes (Male 7.1%; Female 4.4%)  
 2.7% currently use smokeless tobacco (Male 4.1%; Female 1.3%)

### Secondhand Smoke (SHS)

40.5% live in homes where others smoke  
 50.0% are in the same room as others who smoke during the week  
 89.5% think smoke from others is harmful to them

### Cessation – Current Smokers

56.5% want to quit smoking  
 69.5% attempted to stop smoking in the past year

### Pro-health Media vs Tobacco Advertising

70.4% saw or heard anti-smoking media messages in the past month  
 14.2% have an object with a tobacco brand logo

### School

46.3% were taught the dangers of tobacco  
 2.1% smoked on school property in the past month

### Community

7.9% attended a tobacco use prevention training

### Access and Availability- Current Smokers < 18 years old

4.7% buy cigarettes in stores  
 50.7% who bought cigarettes in a store were NOT refused purchase because of their age

### Middle School Highlights

More than 3 in 10 students have used tobacco; 11% currently use some form of tobacco; 6% currently smoke cigarettes; 3% currently use smokeless tobacco (spit, dip or chew)

SHS exposure is high – 5 in 10 students were in the same room with smokers during the past week

9 in 10 students think smoke from others is harmful to them

More than half of current smokers want to quit smoking

7 in 10 students saw anti-smoking media messages in the past month


Nearly half of students were taught the dangers of tobacco in the past year

Nearly 1 in 12 attended a tobacco use prevention training in the past year

More than 5 in 10 students were not refused the purchase of cigarettes due to age

<sup>1</sup> 1999, 2001, 2003 YTS results at <http://www.communityhealth.dhhs.state.nc.us/tobacco/Survey/survey.htm>

<sup>2</sup> Detailed 2005 YTS tables including 95% confidence intervals are available upon request.



North Carolina 2005 Youth Tobacco Survey (YTS)

# HIGH SCHOOL FACT SHEET

[www.communityhealth.dhhs.state.nc.us/tobacco.htm](http://www.communityhealth.dhhs.state.nc.us/tobacco.htm)



The North Carolina YTS includes data on the prevalence of cigarette and other tobacco products as well as information on tobacco use, environmental tobacco smoke (ETS), cessation, pro-health media, tobacco advertising, school tobacco prevention education, community participation, and access and availability of tobacco products. These areas are critical components that North Carolina should include in a comprehensive tobacco control program.

The North Carolina YTS was a public school-based survey of students in grades 6-12, conducted in 1999<sup>1</sup>, 2001, 2003 and 2005. A multi-stage cluster sample design was used to produce representative data for middle and high school students for all of North Carolina. Schools were selected with the probability proportional to enrollment size. Classes were randomly selected and all students in selected classes were eligible to participate. The 2005 YTS school district response rate was 98.9%, the student response rate was 79.6% and the overall response rate was 78.7%. A total of 3140 high school students participated and completed the North Carolina YTS in 2005.

## Prevalence

58.7% of students had ever used any tobacco product (Male 61.4%; Female 56.2%)  
54.3% of students had ever smoked cigarettes (White 51.3%; Black 60.3%; Hispanic 52.7% )  
28.5% of students currently use any tobacco product (Male 33.9%; Female 22.8%)  
20.3% currently smoke cigarettes (White 23.8%; Black 12.8%; Hispanic 19.9%)  
9.2% currently use smokeless tobacco (Male 15.9; Female 2.3)

## Secondhand Smoke (SHS)

42.6% live in homes where others smoke  
66.3% are in the same room as others who smoke during the week  
91.6% think smoke from others is harmful to them

## Cessation – Current Smokers

46.8 want to quit smoking  
55.5% attempted to quit smoking in the past year

## Pro-health Media vs Tobacco Advertising

79.4% saw or heard anti-smoking media messages in the past month  
22.4% have an object with a tobacco brand logo

## School

35.8% were taught the dangers of tobacco in the past year  
8.9% smoked on school property in the past month

## Community

5.1% attended a tobacco use prevention training

## Access and Availability- Current Smokers < 18 years old

15.4% buy cigarettes in stores  
67.9% who bought cigarettes in a store were NOT refused purchase because of their age

## High School Highlights

6 in 10 students have used tobacco;  
29% currently use some form of tobacco; 20% currently smoke cigarettes; 9% currently use smokeless tobacco (spit, chew or dip)

SHS exposure is very high – nearly 7 in 10 students were in the same room with smokers during the week

9 in 10 students think smoke from others is harmful to them

Nearly half of current smokers want to quit smoking

Almost 8 in 10 students saw or heard anti-smoking media messages in the past month

More than 3 in 10 were taught the dangers of tobacco in past year

1 in 10 smoked on school property

More than 1 in 20 attended a tobacco use prevention training in the past year

7 in 10 currently smoking students were not refused the purchase of cigarettes due to their age

<sup>1</sup> 1999, 2001, 2003 YTS results at <http://www.communityhealth.dhhs.state.nc.us/tobacco/Survey/survey.htm>

<sup>2</sup> Detailed 2005 YTS tables including 95% confidence intervals are available upon request.



For additional information, please contact:  
**North Carolina Tobacco Prevention and Control Branch / 919.707.5400**

(Rev. 02/22/06)

